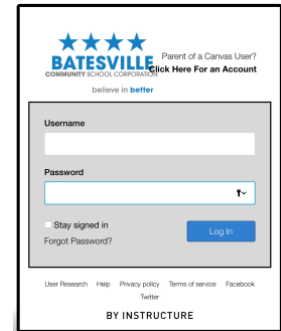


Canvas Parent Account

Canvas is the learning management system used in the classroom for teachers to share Announcements, Discussions, Resources, Assignments, and Quizzes with the students. The students can access classroom resources, communicate with teachers, submit assignments, and take online assessments. With a Parent / Observer Account, you can view course information, resources, and events for your student.

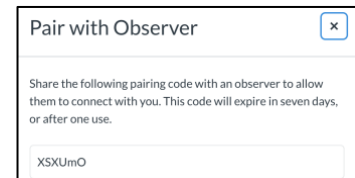
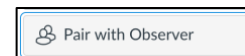
Canvas URL: <https://batesville.instructure.com>



Pairing Code

To set up a Parent Account or add a child to your existing Parent Account, you will need to obtain your child's Pairing Code

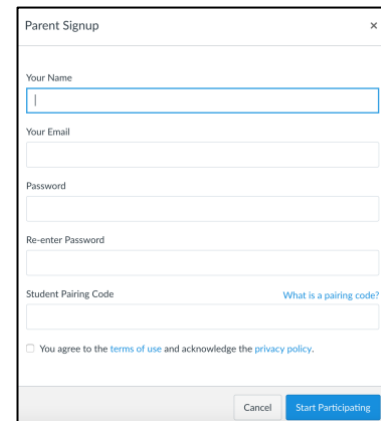
1. Log in to your child's account
2. Choose Account – Settings – Pair with Observer (on lower left)
3. Make note of this code. *This pairing code will expire after 7 days*
4. Log out of your child's account



Set up Parent Account

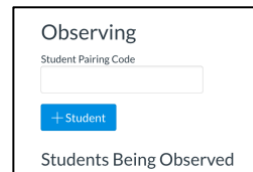
Click the 'Parent of a Canvas User? Click Here For an Account' link.

1. Enter your information and your child's Pairing Code
2. Agree to the terms of use
3. Click the Start Participating button



Add additional children to Parent Account

1. Log into your Parent Account
2. Choose Account - Settings – Observing
3. Enter the Pairing Code and choose +Student button



View User Dashboard

Once you are logged in, you will be able to access:

- Courses
- Calendar
- Curricular resources

For assistance, click on the Help link in the upper right and choose 'Search the Canvas Guides'.

Additional resources include:

<http://help.instructure.com>.

