
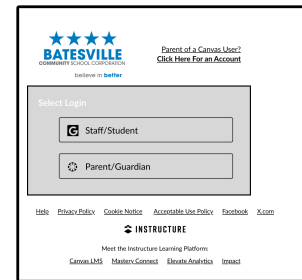


Canvas Parent Account



Canvas is a learning management system used in the classroom for teachers to share Announcements, Discussions, Resources, Assignments, and Quizzes with the students. Students can access classroom resources, communicate with teachers, submit assignments, and take online assessments. With a Parent / Observer Account, you can view course information, resources, and events for your child.

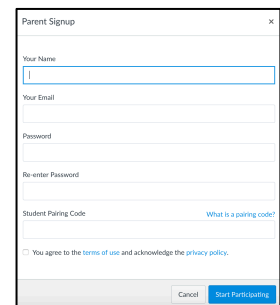


Canvas URL: <https://batesville.instructure.com>

Set up Parent Account

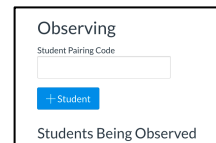
Click the 'Parent of a Canvas User? Click Here For an Account' link. (To set up a Parent Account or add a child to your existing Parent Account, you will need to obtain your child's Pairing Code.)

1. Enter your information and your child's Pairing Code
2. Agree to the terms of use
3. Click the Start Participating button



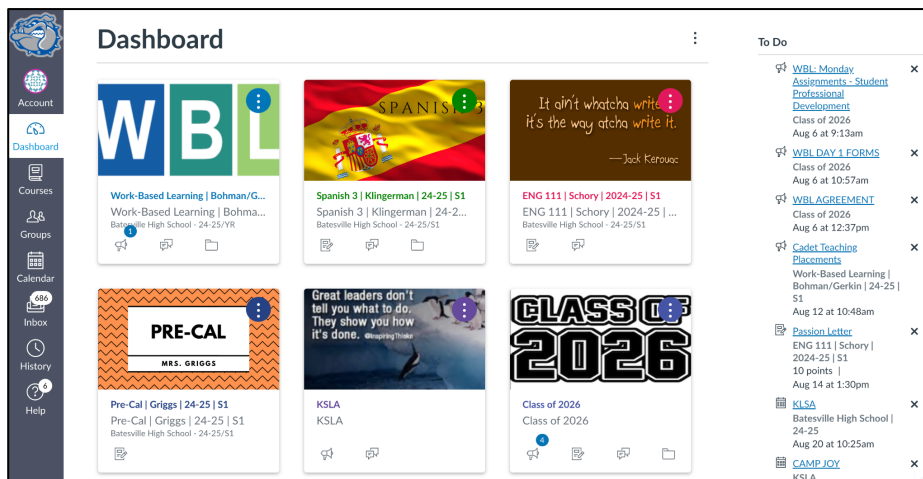
Add additional children to Parent Account

1. Log into your Parent Account
2. Choose Account - Settings – Observing
3. Enter the Pairing Code and choose +Student button



User Dashboard

Once you are logged in, you will be able to access course information, curricular resources, and more by clicking on the links on the dashboard.



For assistance, click on the Help link in the upper right and choose 'Search the Canvas Guides'. Additional resources include: <http://help.instructure.com>.