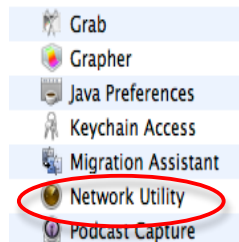
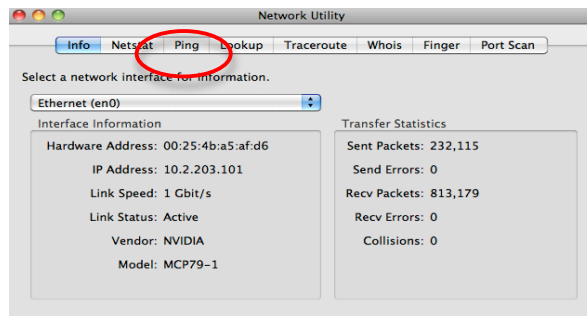


# Powerschool: How to Ping if you can't connect

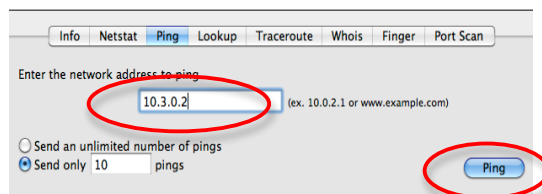
1. Open the Network Utility by navigating to Applications/Utilities/Network Utility
2. Double Click to open Network Utility



3. Click on the Ping tab



4. Type in the IP address: **10.3.0.2** Click on the button “**Ping**”.



If you are still unable to connect to PowerSchool, repeat steps 1-4 and use the following IP address: **10.3.1.10**.

**You have successfully pinged the Powerschool Server.**